



Activity For Kids: PAPER FLOWERS


Give someone special some beautiful flowers. These flowers are also great for practicing scissor skills and fine motor skills.

YOU'LL NEED...


- Create It Art Pad Colourfun
- Stay Anywhere Permanent Pen
- Ruler
- Sizzle Scissors
- Early Start Glue Stick



Let's start...




1. Place your paper in a landscape orientation and rule 2cm lines from top to bottom.



2. Using your sizzle scissors cut the paper into strips. You will need 8 strips for each flower.



3. Fold each strip of paper in half and secure with glue. These will form the petals of the flower.



4. Construct your flower.



5. Add some details to your flowers. A circle centre, and some stems and leaves.

