




Seasons Watercolour Spring Fruit

By Pascale Porquier-Fedele @mailed_with_love



For free activities and more
micador.com.au



© Micador Group Pty Ltd 2019. Not to be reproduced or used commercially without permission.



EST. 1952



Fluoro Acrylic Humming Bird (Cont.)



Step 5: Add detail

Allow the fluoro paint to dry. Use a permanent marker or fine brush to add details on top of the paint.

Step 6: Hang it!

Once completed, hang your artwork in a space that could use a pop of colour!



For free activities and more
micador.com.au

© Micador Group Pty Ltd 2019. Not to be reproduced or used commercially without permission.

