



# Australia Day Paper Mosaic!

Introduce your young artist to this art form with a fun and creative activity, which blends arts and crafts with patterning!

Mosaics are a great way to encourage kids to recognise patterns and can help build geometrical awareness while getting them familiar with Australian icons!

## You'll need...

- Micador Create It Art Pad
- early stART Glue Stick




## Let's start...



### 1. Set The Scene

Print out the Australian inspired templates, as well as gathering your Create It Art Pad and Glue.


Clear your desk for some fun!



### 2. Get Messy

Start ripping small pieces of coloured paper and gluing them onto the template.

Tip: You can add different colour tones to enhance the image.



### 3. Layer Up

Continue to add colours and tones to bring the image to life!

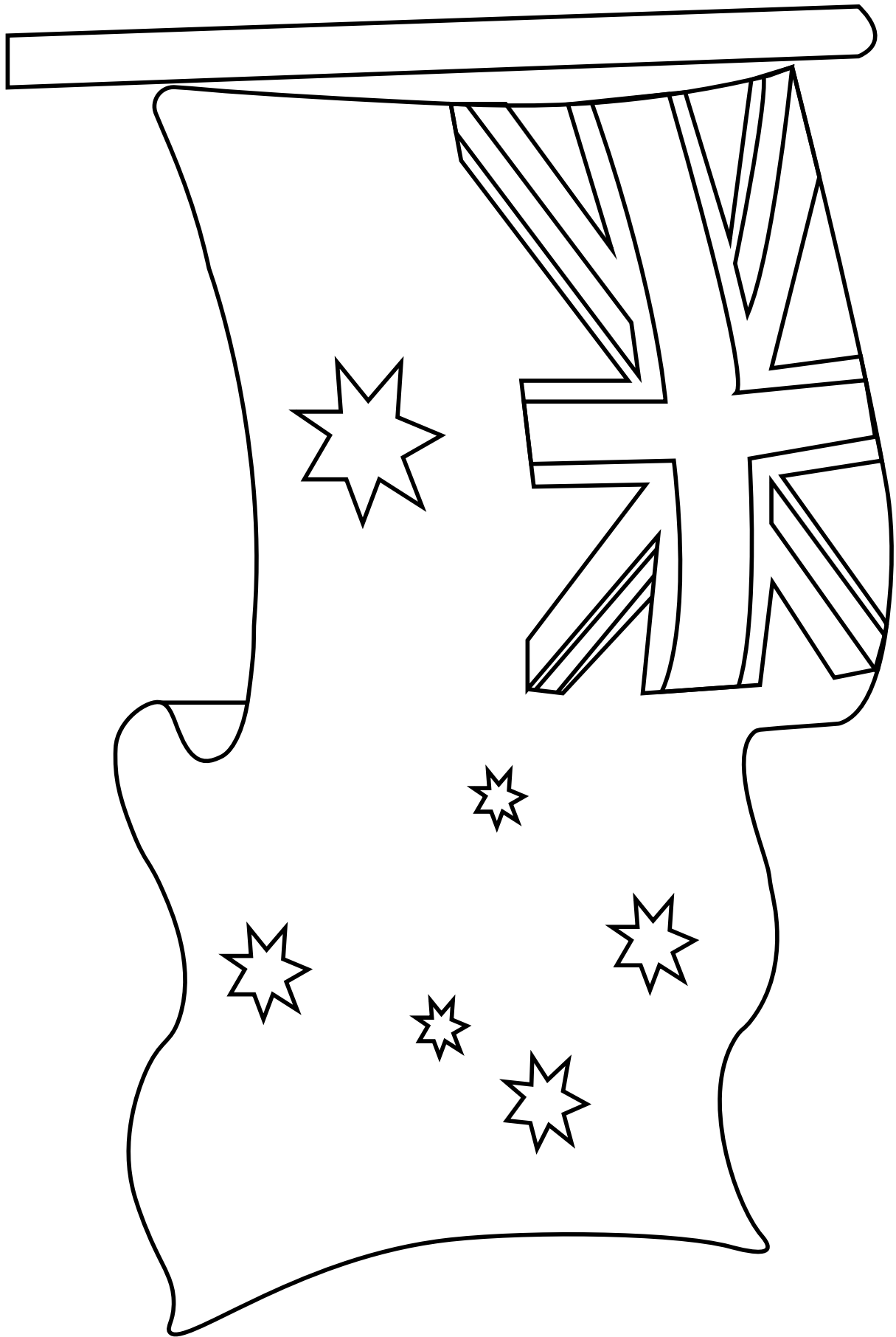


### 4. Finishing Touches

Colour identification is important to reinforce while doing this activity.

You may be surprised with how each little artists artwork differs even though they all started with the same template!






For free activities and more  
[micador.com.au](http://micador.com.au)



**Micador**

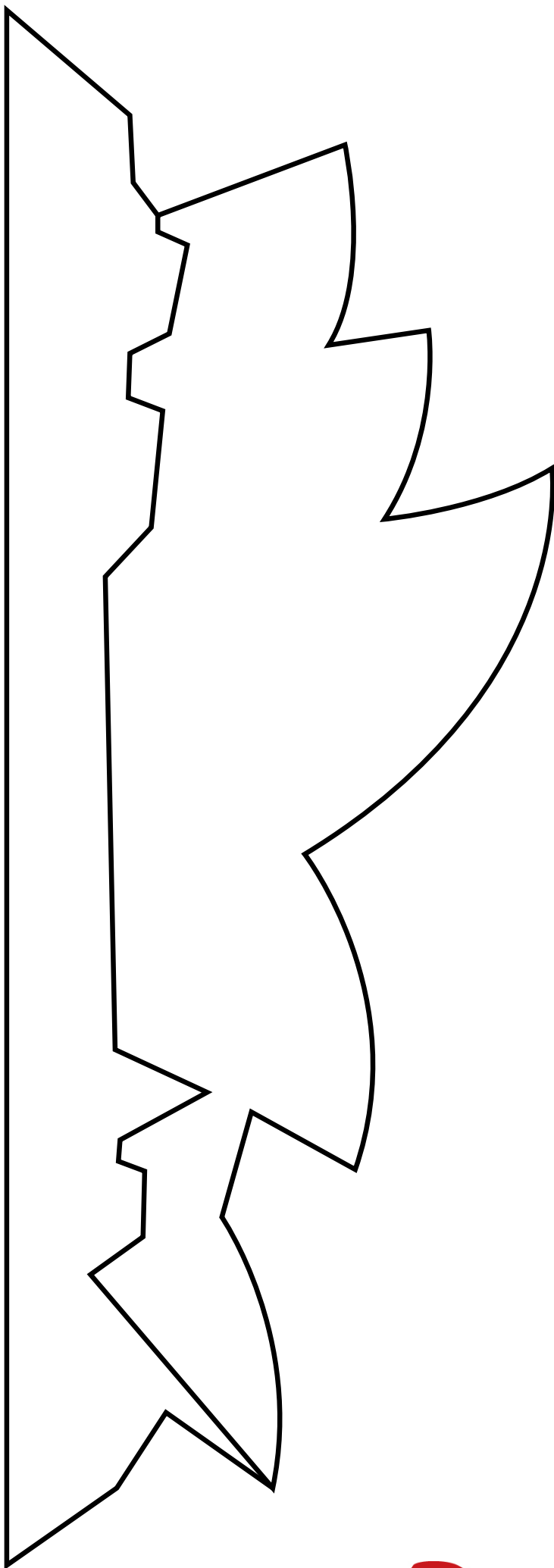
EST. 1952



For free activities and more  
[micador.com.au](http://micador.com.au)



EST. 1952



For free activities and more  
[micador.com.au](http://micador.com.au)



**Micador**

EST. 1952